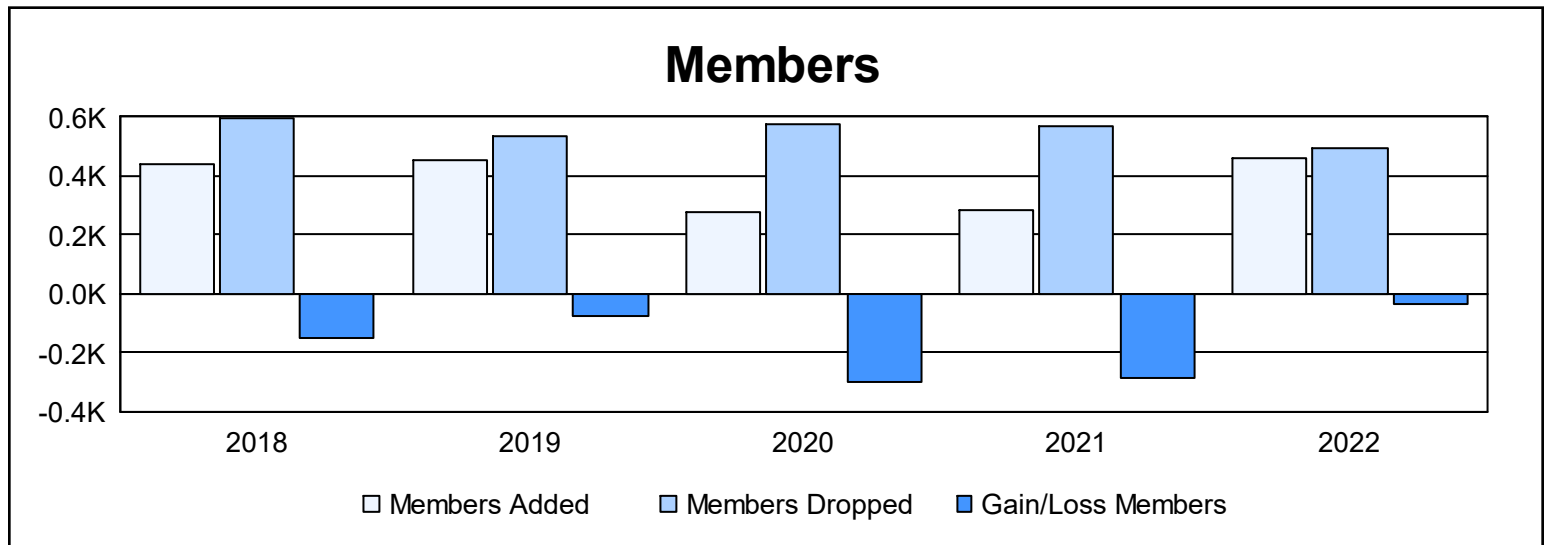
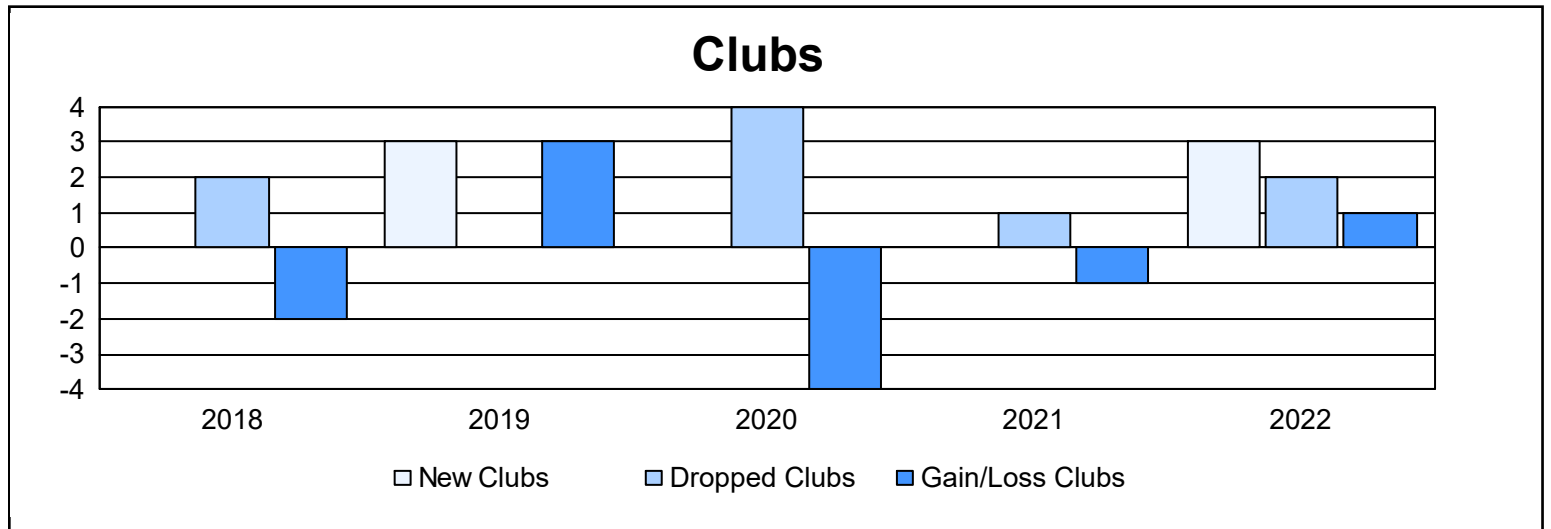
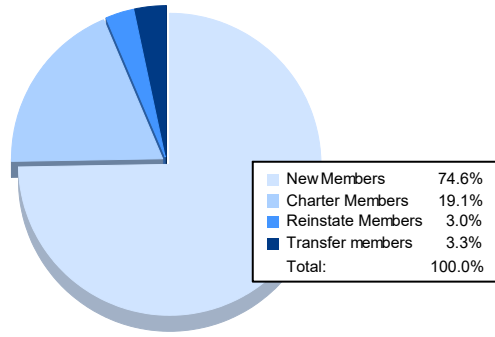


| Year | New Clubs | Dropped Clubs | Gain/ Loss Clubs | New Members | Charter Members | Reinstate Members | Transfer Members | Total Member Added | Total Members Dropped | Gain/ Loss Members |
|----------------|-----------|---------------|------------------|-------------|-----------------|-------------------|------------------|--------------------|-----------------------|--------------------|
| 2017-2018 | 0 | 2 | -2 | 422 | 0 | 4 | 17 | 443 | 593 | -150 |
| 2018-2019 | 3 | 0 | 3 | 367 | 82 | 5 | 3 | 457 | 535 | -78 |
| 2019-2020 | 0 | 4 | -4 | 269 | 2 | 1 | 6 | 278 | 578 | -300 |
| 2020-2021 | 0 | 1 | -1 | 263 | 3 | 7 | 13 | 286 | 572 | -286 |
| 2021-2022 | 3 | 2 | 1 | 344 | 88 | 14 | 15 | 461 | 497 | -36 |
| Average | 1 | 2 | -1 | 333 | 35 | 6 | 11 | 385 | 555 | -170 |



Membership Composition June 2022 Cumulative



Gender Composition June 2022 Cumulative

